Crabtree

Powerstar Panelboard Commercial Circuit Protection 2012

MAIN ISOLATOR
WARNING
ISOLATE BEFORE
REMOVING COVER
DANGER
400 volts
POWERSTAR

POWERSTAR

POWERSTAR 125

- 250A and 400A Panelboards
- Designed and Manufactured in the UK to BS EN/IEC 61439-2: 2009
- Fully RoHS compliant
- Form 3b Type 2
- Supplied with Incoming Switching Unit or direct connection facility as standard
- User defined Incomer function (MCCB/Switch Disconnector)
- Integral incoming metering option
- Cableways to accept outgoing meters
- Over-voltage protection option

Devices

- Utilising Siemens technology
- GG frame 25kA MCCB
- Ratings from 15A to 125A
- Single Pole and Triple Pole configurations
- IEC/EN 60947-2

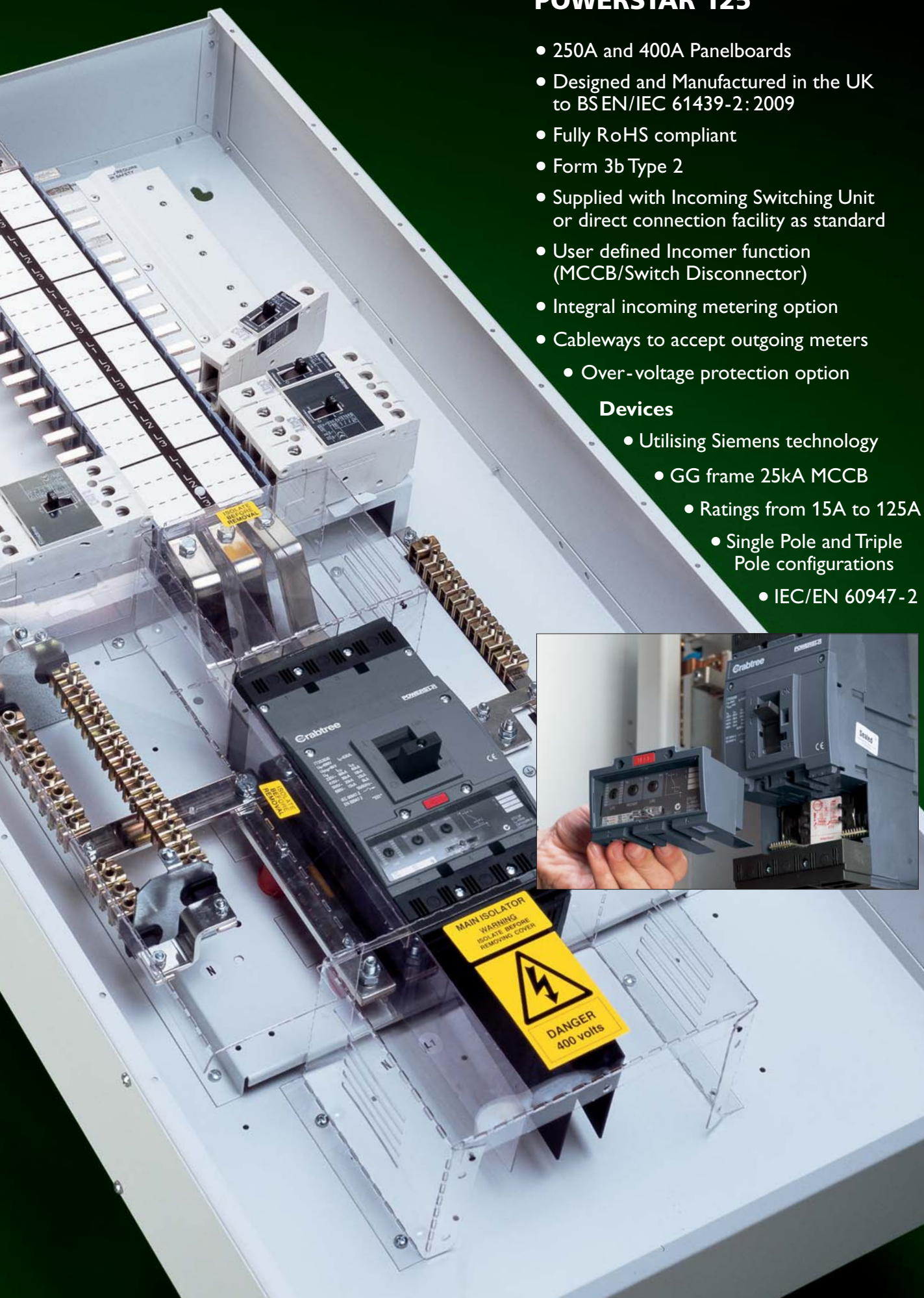

17GG2506SW

250A PANELBOARD WITH TP SWITCHING UNIT

	Outgoing ways	Modular Height	Height (mm)	LIST No
250A	6	12	912	**17GG2506SW**
	8	13	988	**17GG2508SW**
	12	15	1140	**17GG2512SW**
	16	17	1292	**17GG2516SW**

- 250A rated Panelboards
- Busbar 25kA conditional
- IP3X (door closed)
- 150 mm² 4 Core Maximum on Incoming Terminals
- BS EN/IEC 61439-2: 2009

Designation of the incoming device is defined by the selection of an overcurrent release or Switch Disconnector module.
THE SWITCHING UNIT MUST BE FITTED WITH ONE OF THESE MODULES.

7T225/OR3

OVERCURRENT RELEASE AND SWITCH DISCONNECTOR MODULES

Rated Current (In)	Overcurrent adjustment (0.4 to 1xIn)	LIST No
160A	63A 160A	**7T216/OR3**
250A	100A 250A	**7T225/OR3**

- Adjustable overcurrent release
- Adjustable short circuit release

250A	Switch Disconnector	**7T225/SD**

250A PANELBOARD WITH DIRECT CONNECTION

Inc. Terminals only	Outgoing ways	Modular Height	Height (mm)	LIST No
250A	6	12	912	**17GG2506DC**
	8	13	988	**17GG2508DC**
	12	15	1140	**17GG2512DC**
	16	17	1292	**17GG2516DC**

- 250A rated Panelboards
- Busbar 25kA conditional
- IP3X (door closed)
- 150 mm² 4 Core Maximum on Incoming Terminals
- BS EN/IEC 61439-2: 2009

17GG2506DC

DIMENSIONS 250A PANELBOARDS

LIST No	Overall Mod. Height	Height (mm)
17GG2506SW	12	912
17GG2508SW	13	988
17GG2512SW	15	1140
17GG2516SW	17	1292
17GG2506DC	12	912
17GG2508DC	13	988
17GG2512DC	15	1140
17GG2516DC	17	1292

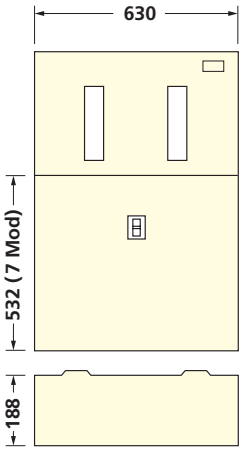

17GG4012SW

400A PANELBOARD WITH TP SWITCHING UNIT

	Outgoing ways	Modular Height	Height (mm)	LIST No
400A	6	14	1064	**17GG4006SW**
	8	15	1140	**17GG4008SW**
	12	17	1292	**17GG4012SW**
	16	19	1444	**17GG4016SW**

- 400A rated Panelboards
- Busbar fault rated 25kA for 1 sec
- IP3X (door closed)
- Twin 150 mm² 4 Core Maximum on Incoming Terminals
- M10 cable lugs maximum 30mm wide
- BS EN/IEC 61439-2: 2009

Designation of the incoming device is defined by the selection of an overcurrent release or Switch Disconnector module.
THE SWITCHING UNIT MUST BE FITTED WITH ONE OF THESE MODULES.

7T340/OR3

OVERCURRENT RELEASE AND SWITCH DISCONNECTOR MODULES

Rated Current (In)	Overcurrent adjustment (0.4 to 1xIn)	LIST No
250A	100A 250A	**7T325/OR3**
400A	160A 400A	**7T340/OR3**

- Adjustable overcurrent release
- Adjustable short circuit release

400A	Switch Disconnector	**7T363/SD**

400A PANELBOARD WITH DIRECT CONNECTION

Inc. Terminals only	Outgoing ways	Modular Height	Height (mm)	LIST No
400A	6	14	1064	**17GG4006DC**
	8	15	1140	**17GG4008DC**
	12	17	1292	**17GG4012DC**
	16	19	1444	**17GG4016DC**

- 400A rated Panelboards
- Busbar fault rated 25kA for 1 sec
- IP3X (door closed)
- Twin 150 mm² 4 Core Maximum on Incoming Terminals
- BS EN/IEC 61439-2: 2009

17GG4012DC

DIMENSIONS 400A PANELBOARDS

LIST No	Overall Mod. Height	Height (mm)
17GG4006SW	14	1064
17GG4008SW	15	1140
17GG4012SW	17	1292
17GG4016SW	19	1444
17GG4006DC	14	1064
17GG4008DC	15	1140
17GG4012DC	17	1292
17GG4016DC	19	1444

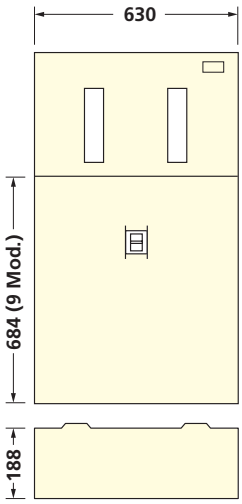

17GG125GGMB

ADD-ON MCCB OUTGOING HOUSINGS

	Modular Height	Height (mm)	LIST No
2 off GG MCCB	3	228	**17GG125GGMB**

- Includes all interconnections
- Busbar fault rated 25kA for 1 sec
- GG Unit accepts SP/TP MCCBs up to 125A
- Fits above 250A/400A Panelboards.
- 630mm wide x 188mm deep

POWERSTAR 125 ADD-ON METER PACKS

An Add-on Assembly, 228mm high, to fit beneath a Panelboard, comprising: Enclosure with slotted front plate and door, Energy Meter with pulsed output, offering Amps, Volts and kWh readout.
3 off 250A/400A Current Transformers, with associated fuses and wiring.

	LIST No
250A	**17GG250MPKIT**
400A	**17GG400MPKIT**

17GG250MPKIT

SINGLE POLE DISTRIBUTION BOARD

Outgoing 1P ways	Modular Height	Height (mm)	LIST No
19	3	228	**17GG19DB**

- Supplied with 100A Switch Disconnector and busbar
- Accepts up to 63A Polestar Compact and Loadstar MCBs
- 630mm wide x 188mm deep

17GG24SS

CONTROL MODULE ENCLOSURE

18mm wide modules	Modular Height	Height (mm)	LIST No
24 mod. DIN Rail	3	228	**17GG24SS**

- Accepts DIN rail mounted devices

CABLE SPREADER BOX

	Modular Height	Height (mm)	LIST No
Empty enclosure	3	228	**17GGCSB**

17GG06DR

POWERSTAR 125 DOOR KITS

Description	LIST No		LIST No
Door kits with catch			
3 module	**17GG03DR**	10 module	**17GG10DR**
5 module	**17GG05DR**	12 module	**17GG12DR**
6 module	**17GG06DR**	13 module	**17GG13DR**
7 module	**17GG07DR**	14 module	**17GG14DR**
8 module	**17GG08DR**	15 module	**17GG15DR**
9 module	**17GG09DR**		
Door Cylinder lock			**16CL**

DIMENSIONS ADD-ON ENCLOSURES

LIST No	Height (mm)	Mod. Height
17GG19DB	228	3
17GG24SS	228	3
17GGCSB	228	3
17GG--0MPKIT	228	3
17GG125GGMB	228	3

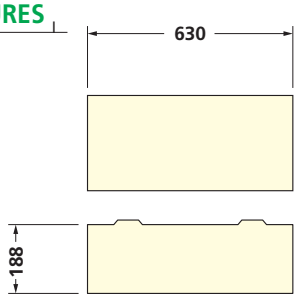

17GG250INCTM

INCOMER INTEGRAL METER PACKS

Rating	Description	LIST No
250A	Integral CT operated Energy meter	**17GG250INCTM**
400A	Integral CT operated Energy meter	**17GG400INCTM**

INCOMER INTEGRAL MID METER PACKS

Rating	Description	LIST No
250A	Integral CT operated Energy meter MID	**17GG250INCTMID**
400A	Integral CT operated Energy meter MID	**17GG400INCTMID**

- Integral meter packs include a digital energy meter, three current transformers, fuses, wiring loom and mounting bases


17GG15MW 17GG13MW 17GG12MW

CABLEWAYS

Modular Height	Height (mm)	No. of available meter knockouts	LIST No
3	228	NIL	**17GG03MW**
12	912	6	**17GG12MW**
13	988	6	**17GG13MW**
14	1064	6	**17GG14MW**
15	1140	6	**17GG15MW**
17	1292	8	**17GG17MW**
19	1444	9	**17GG19MW**

- All cableways accept the outgoing metering options below (not 3 module)
- Cableways may be used with or without metering
- 250mm wide

17GG4WCT125M

OUTGOING METER PACKS

Description	LIST No
63A CT operated Energy meter	**17GG4WCT63M**
125A CT operated Energy meter	**17GG4WCT125M**

OUTGOING MID METER PACKS

Description	LIST No
63A CT operated Energy meter MID	**17GG4WCT63MID**
125A CT operated Energy meter MID	**17GG4WCT125MID**

- Energy meters include pulsed output, offering Amps, Volts, kWh readout
- Outgoing meter packs include a digital energy meter, current transformers, terminals, wiring loom and mounting bases

Meter Pack Voltage supply cable loom (only one required per bank of meters)	**17OUMKCL**

17GGSA

LIGHTNING & SURGE ARRESTORS (INCOMER ONLY)

Description	LIST No
Combination Lightning & Surge Arrestor kit-type 1/2	**17GGCLSA**
Lightning Arrestor kit-type 1	**17GGLA**
Surge Arrestor kit-type 2	**17GGSA**

- Lightning/Surge Arrestors include: MCCB, cabling and mounting base
- The combination lightning & surge arrestor kit and the lightning arrestor kit will be supplied with a new front cover in addition to the above
- Only one of the above options possible per panelboard
- Kits will utilise the bottom right hand MCCB position

1 Pole MCCB

1 POLE GG FRAME MCCBs

Rating (A)	LIST No
15	**7PBGGN115**
20	**7PBGGN120**
25	**7PBGGN125**
30	**7PBGGN130**
40	**7PBGGN140**
50	**7PBGGN150**
60	**7PBGGN160**
80	**7PBGGN180**
100	**7PBGGN1100**
125	**7PBGGN1125**

- Standards: IEC/EN 60947-2
- 25kA Icu at 240VAC
- Fixed thermal and magnetic trips
- Terminal Capacity up to 50mm^2

3 Pole MCCB

3 POLE GG FRAME MCCBs

Rating (A)	LIST No
15	**7PBGGN315**
20	**7PBGGN320**
25	**7PBGGN325**
30	**7PBGGN330**
40	**7PBGGN340**
50	**7PBGGN350**
60	**7PBGGN360**
80	**7PBGGN380**
100	**7PBGGN3100**
125	**7PBGGN3125**

- Standards: IEC/EN 60947-2
- 25kA Icu at 415VAC
- Fixed thermal and magnetic trips
- Terminal Capacity up to 50mm^2



17GGB

BLANKING PLATES

Description	LIST No
GG Frame MCCB SP blanking kit	**17GGB**

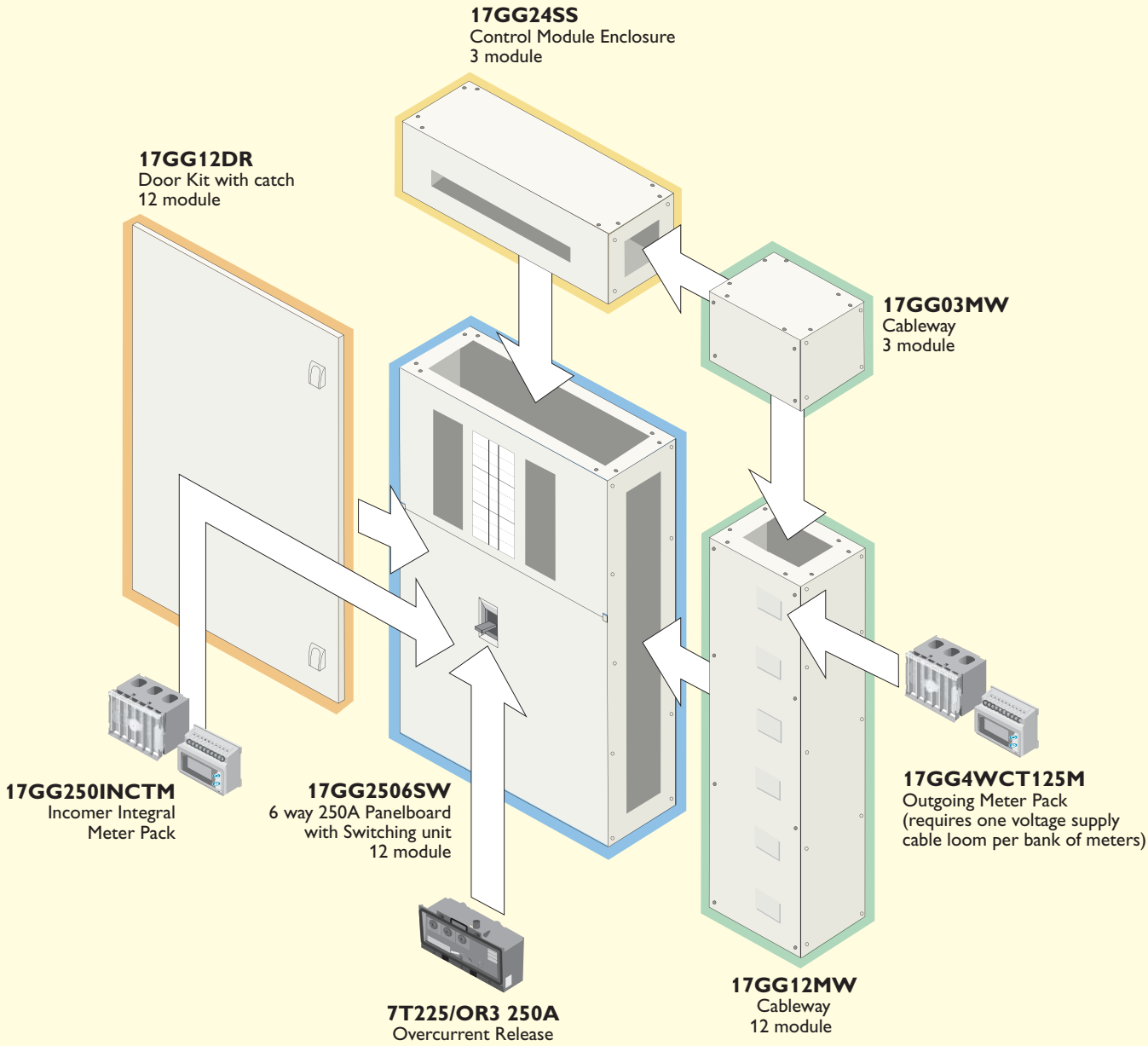

Modular Height	250A with switching unit	250A direct connection	400A with switching unit	400A direct connection	Door Kits with catch	Cableways
3	-	-	-	-	17GG03DR	17GG03MW
5	-	-	-	-	17GG05DR	-
6	-	-	-	-	17GG06DR	-
7	-	-	-	-	17GG07DR	-
8	-	-	-	-	17GG08DR	-
9	-	-	-	-	17GG09DR	-
10	-	-	-	-	17GG10DR	-
12	17GG2506SW	17GG2506DC	-	-	17GG12DR	17GG12MW
13	17GG2508SW	17GG2508DC	-	-	17GG13DR	17GG13MW
14	-	-	17GG4006SW	17GG4006DC	17GG14DR	17GG14MW
15	17GG2512SW	17GG2512DC	17GG4008SW	17GG4008DC	17GG15DR	17GG15MW
17	17GG2516SW	17GG2516DC	17GG4012SW	17GG4012DC	-	17GG17MW
19	-	-	17GG4016SW	17GG4016DC	-	17GG19MW

Add-on Boxes

MCCB Housing
17GG125GGMB

Incomer Meter Packs
17GG—0MPKIT

SP&N Distribution Board
17GG19DB

Control Module Enclosure
17GG24SS

Cable Spreader Box
17GGCSB

An appropriate overcurrent release or switch disconnector module must be selected for Panelboards which include switching units (suffixed SW)
Overall Panelboard doors are available up to 15 mod. Two doors can be used for larger units. (250A incoming section = 7 mod. 400A incoming section = 9 mod.)
Each bank of outgoing meter packs to be installed in conjunction with a voltage supply cable loom (17OUMKCL)

Product list numbers and descriptions can be found within the body of the catalogue

Crabtree
POWERSCR

POWERSTAR

POWERSTAR 250

- 400A and 630A Panelboards
- Designed and Manufactured in the UK to BS EN/IEC 61439-2: 2009
- Fully RoHS compliant
- Form 3b Type 2
- Supplied with Incoming Switching unit
- User defined Incomer function (MCCB/Switch Disconnector)
- Main Units are available with 2, 4 or 6 outgoing ways suitable for 250A TP MCCBs
- 8 way Add-on Unit for 250A outgoing MCCBs
- 4, 8 or 12 way Add-on units for SP and TP 125A outgoing MCCBs
- A choice of standard or metering cableways available
- Over-voltage protection option

Devices

- Utilising Siemens technology
- 250A TP 36kA and 65kA rated MCCBs (T2 frame size)
- 125A SP and TP 25kA rated MCCBs (GG frame size)
- IEC/EN60947-2

173T2406

400A PANELBOARD WITH TP SWITCHING UNIT

	Outgoing TP ways	Height (mm)	LIST No
400A	2	1055	**173T2402**
	4	1160	**173T2404**
	6	1265	**173T2406**

- 400A rated Panelboards
- 900mm wide x 250mm deep (including door)
- Busbar fault rated 35kA for 1 sec
- 250A outgoing TP MCCBs (T2 frame size)
- IP3X (door closed)
- Twin 150 mm² 4 Core Maximum on Incoming Terminals
- M10 cable lugs maximum 30mm wide
- BSEN/IEC 61439-2: 2009

Designation of the incoming device is defined by the selection of an overcurrent release or Switch Disconnector module.
THE SWITCHING UNIT MUST BE FITTED WITH ONE OF THESE MODULES.

174T2402

400A PANELBOARD WITH 4P SWITCHING UNIT

	Outgoing TP ways	Height (mm)	LIST No
400A	2	1055	**174T2402**
	4	1160	**174T2404**
	6	1265	**174T2406**

- 400A rated Panelboards
- 900mm wide x 250mm deep (including door)
- Busbar fault rated 35kA for 1 sec
- 250A outgoing TP MCCBs (T2 frame size)
- IP3X (door closed)
- Twin 150 mm² 4 Core Maximum on Incoming Terminals
- M10 cable lugs maximum 30mm wide
- BSEN/IEC 61439-2: 2009

Designation of the incoming device is defined by the selection of an overcurrent release.
THE SWITCHING UNIT MUST BE FITTED WITH ONE OF THESE MODULES.

7T340/OR3

OVERCURRENT RELEASE AND SWITCH DISCONNECTOR MODULES FOR TP SWITCHING UNIT

Rated Current (In)	Overcurrent adjustment (0.4 to 1xIn)	LIST No
250A	100A 250A	**7T325/OR3**
400A	160A 400A	**7T340/OR3**

- Adjustable overcurrent release
- Adjustable short circuit release

400A	Switch Disconnector	**7T363/SD**

OVERCURRENT RELEASE MODULES FOR 4P SWITCHING UNIT

Rated Current (In)	Overcurrent adjustment (0.4 to 1xIn)	LIST No
250A	100A 250A	**7T325/OR4**
400A	160A 400A	**7T340/OR4**

- Adjustable overcurrent release
- Adjustable short circuit release
- Protected neutral function
- 4P Switch Disconnector available upon request

17INMK400CT

INCOMER INTEGRAL METER PACKS

Rating	Description	LIST No
400A	Integral 3 Ph CT operated Energy meter	**17INMK400CT**
400A	Integral 3 Ph CT operated Energy meter MID	**17INMK400MCT**

- Integral meter packs include a digital energy meter, current transformers, fuses, wiring loom and mounting base plates

173T2634

630A PANELBOARD WITH TP SWITCHING UNIT

	Outgoing TP ways	Height (mm)	LIST No
630A	2	1055	**173T2632**
	4	1160	**173T2634**
	6	1265	**173T2636**

- 630A rated Panelboards
- 900mm wide x 250mm deep (including door)
- Busbar fault rated 50kA for 1 sec
- 250A outgoing TP MCCBs (T2 frame size)
- IP3X (door closed)
- Twin 240 mm² 4 Core Maximum on Incoming Terminals
- M10 cable lugs maximum 30mm wide
- BS EN/IEC 61439-2: 2009

Designation of the incoming device is defined by the selection of an overcurrent release or Switch Disconnector module.
THE SWITCHING UNIT MUST BE FITTED WITH ONE OF THESE MODULES.

174T2634

630A PANELBOARD WITH 4P SWITCHING UNIT

	Outgoing TP ways	Height (mm)	LIST No
630A	2	1055	**174T2632**
	4	1160	**174T2634**
	6	1265	**174T2636**

- 630A rated Panelboards
- 900mm wide x 250mm deep (including door)
- Busbar fault rated 50kA for 1 sec
- 250A outgoing TP MCCBs (T2 frame size)
- IP3X (door closed)
- Twin 240 mm² 4 Core Maximum on Incoming Terminals
- M10 cable lugs maximum 30mm wide
- BS EN/IEC 61439-2: 2009

Designation of the incoming device is defined by the selection of an overcurrent release.
THE SWITCHING UNIT MUST BE FITTED WITH ONE OF THESE MODULES.

7T363/OR4

OVERCURRENT RELEASE AND SWITCH DISCONNECTOR MODULES FOR TP SWITCHING UNIT

Rated Current (In)	Overcurrent adjustment (0.4 to 1xIn)	LIST No
400A	160A 400A	**7T340/OR3**
630A	250A 630A	**7T363/OR3**

- Adjustable overcurrent release
- Adjustable short circuit release

630A	Switch Disconnector	**7T363/SD**

OVERCURRENT RELEASE MODULES FOR 4P SWITCHING UNIT

Rated Current (In)	Overcurrent adjustment (0.4 to 1xIn)	LIST No
400A	160A 400A	**7T340/OR4**
630A	250A 630A	**7T363/OR4**

- Adjustable overcurrent release
- Adjustable short circuit release
- Protected neutral function
- 4P Switch Disconnector available upon request

17INMR630CT

INCOMER INTEGRAL METER PACKS

Rating	Description	LIST No
630A	Integral 3 Ph CT operated Energy meter	**17INMK630CT**
630A	Integral 3 Ph CT operated Energy meter MID	**17INMK630MCT**

- Integral meter packs include a digital energy meter, current transformers, fuses, wiring loom and mounting base plates



ADD ON UNITS GG FRAME

Amps (A)	Outgoing ways	Height (mm)	LIST No
400	4	267	**17GG404A**
400	8	425	**17GG408A**
400	12	583	**17GG4012A**

- 400A Busbars
- To be used in conjunction with the 400A rated Panelboards only
- Busbar fault rated 25kA for 1 sec
- Accepts GG range of MCCBs (15A - 125A) SP & TP
- 900mm wide x 250mm deep (including door)

ADD ON UNITS T2 FRAME

Amps (A)	Outgoing ways	Height (mm)	LIST No
400	8	583	**17T2408A**
630	8	583	**17T2638A**

- 400A & 630A Busbars
- 400A - 35kA Busbar fault rating. To be used in conjunction with the 400A rated Panelboards only
- 630A - 50kA Busbar fault rating. To be used in conjunction with the 630A rated Panelboards only
- Accepts T2 range of MCCBs to 250A TP only
- 900mm wide x 250mm deep (including door)

DOOR LOCKING DEVICE

Description	LIST No
Door Cylinder Lock	**16CL**

LIGHTNING & SURGE ARRESTORS (INCOMER ONLY)

Description	LIST No
Combination Lightning & Surge Arrestor kit-type 1/2	**17CSAR1/2**
Lightning Arrestor kit-type 1	**17LAR1**
Surge Arrestor kit-type 2	**17SAR2**

- Lightning/Surge Arrestors include: MCCB, cabling and mounting base
- The combination lightning & surge arrestor kit and the lightning arrestor kit will be supplied with a new front cover in addition to the above
- Only one of the above options possible per panelboard
- Kits will utilise the bottom right hand MCCB position



CABLEWAYS-MAIN UNIT

Description	LIST No
2 way standard	**17T22CW**
4 way standard	**17T24CW**
6 way standard	**17T26CW**
2 way metering	**17T22CWM**
4 way metering	**17T24CWM**
6 way metering	**17T26CWM**

- Standard cableway width 250mm
- Metering cableway width 400mm



CABLEWAYS-ADD ON

Description	LIST No
4 way standard GG	**17GG4CWA**
8 way standard GG	**17GG8CWA**
12 way standard GG	**17GG12CWA**
4 way metering GG	**17GG4CWMA**
8 way metering GG	**17GG8CWMA**
12 way metering GG/8 way metering T2	**17GG12CWMA**
8 way standard T2	**17T28CWA**

- Standard cableway width 250mm
- Metering cableway width 400mm

OUTGOING METERING-MAIN UNIT & ADD ON T2

Description	LIST No
Three phase Energy meter 160/5 CTs	**17OUMK160CT**
Three phase Energy meter 250/5 CTs	**17OUMK250CT**
Three phase Energy meter 160/5 CTs MID	**17OUMK160MCT**
Three phase Energy meter 250/5 CTs MID	**17OUMK250MCT**
Meter Pack Voltage supply cable loom (only one required per bank of meters)	**17OUMKCL**

- To be used in conjunction with a metering cableway
- Energy meters are suitable for a 3P 4 wire system

OUTGOING METERING PACK-ADD ON GG

Description	LIST No
Three phase Energy meter 63/5 CTs	**17OUMK63CT**
Three phase Energy meter 125/5 CTs	**17OUMK125CT**
Three phase Energy meter 63/5 CTs MID	**17OUMK63MCT**
Three phase Energy meter 125/5 CTs MID	**17OUMK125MCT**
Meter Pack Voltage supply cable loom (only one required per bank of meters)	**17OUMKCL**

- To be used in conjunction with a metering cableway
- Energy meters are suitable for a 3P 4 wire system

7T2S3250 + OR

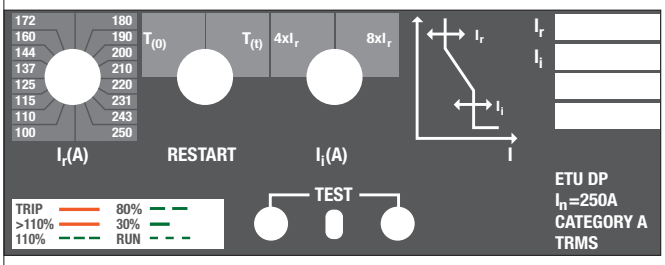

MAIN UNIT MCCBs - 40A TO 250A

Description		LIST No
250A 36kA Switching Unit		**7T2S3250**
250A 65kA Switching Unit		**7T2H3250**

- Standards: IEC/EN 60947-2
- Terminal Capacity 120mm²

TRIP UNIT OVERLOAD SETTINGS

Rated Current I_n:	**100A**	**7T210/OR3**
Overload protection I_r:	40, 43, 46, 48, 50, 55, 58, 61, 63, 69, 72, 76, 80, 87, 91 and 100A	
Rated Current I_n:	**160A**	**7T216/OR3**
Overload protection I_r:	63, 69, 72, 80, 87, 91,100, 110, 115, 120, 125, 130, 137, 144, 150 and 160A	
Rated Current I_n:	**250A**	**7T225/OR3**
Overload protection I_r:	100, 110, 115, 125, 137, 144,160, 172, 180, 190, 200, 210, 220, 231, 243 and 250A	

Restart: $T_{(0)}$, $T_{(t)}$
Instantaneous short circuit protection: $I_i = 4 \times I_r$, $I_i = 8 \times I_r$
The rating of these MCCBs is defined by selection of the appropriate overcurrent release.
THE SWITCHING UNIT MUST BE FITTED WITH AN OVERCURRENT RELEASE MODULE.



17T2B

ANCILLIARIES

Description	LIST No		
3P Terminal Shields	**7T3A3TS**	UVR 230V AC or DC	**7T3AUV/230**
4P Terminal Shields	**7T3A4TS**	Padlock kit outgoing	**7T2ALD**
Auxilliary	**7T3ACO**	Padlock kit incoming	**7T3ALD**
UVR 110V AC or DC	**7T3AUV/110**		
Shunt Trip 24V/48V AC or DC	**7T3AST/48**	Shunt Trip 230V AC or DC	**7T3AST/230**

BLANKING PLATES

Description	LIST No
T2 frame MCCB TP blanking kit	**17T2B**

1 Pole MCCB

1 POLE GG FRAME MCCBs

Rating (A)	LIST No	Rating (A)	LIST No
15	**7PBGGN115**	50	**7PBGGN150**
20	**7PBGGN120**	60	**7PBGGN160**
25	**7PBGGN125**	80	**7PBGGN180**
30	**7PBGGN130**	100	**7PBGGN1100**
40	**7PBGGN140**	125	**7PBGGN1125**

- Standards: IEC/EN 60947-2
- 25kA Icu at 240VAC
- Fixed thermal and magnetic trips
- Terminal Capacity up to 50mm²

3 Pole MCCB

3 POLE GG FRAME MCCBs

Rating (A)	LIST No	Rating (A)	LIST No
15	**7PBGGN315**	50	**7PBGGN350**
20	**7PBGGN320**	60	**7PBGGN360**
25	**7PBGGN325**	80	**7PBGGN380**
30	**7PBGGN330**	100	**7PBGGN3100**
40	**7PBGGN340**	125	**7PBGGN3125**

- Standards: IEC/EN 60947-2
- 25kA Icu at 415VAC
- Fixed thermal and magnetic trips
- Terminal Capacity up to 50mm²

BLANKING PLATES

Description	LIST No
GG Frame MCCB SP blanking kit	**17GGB**

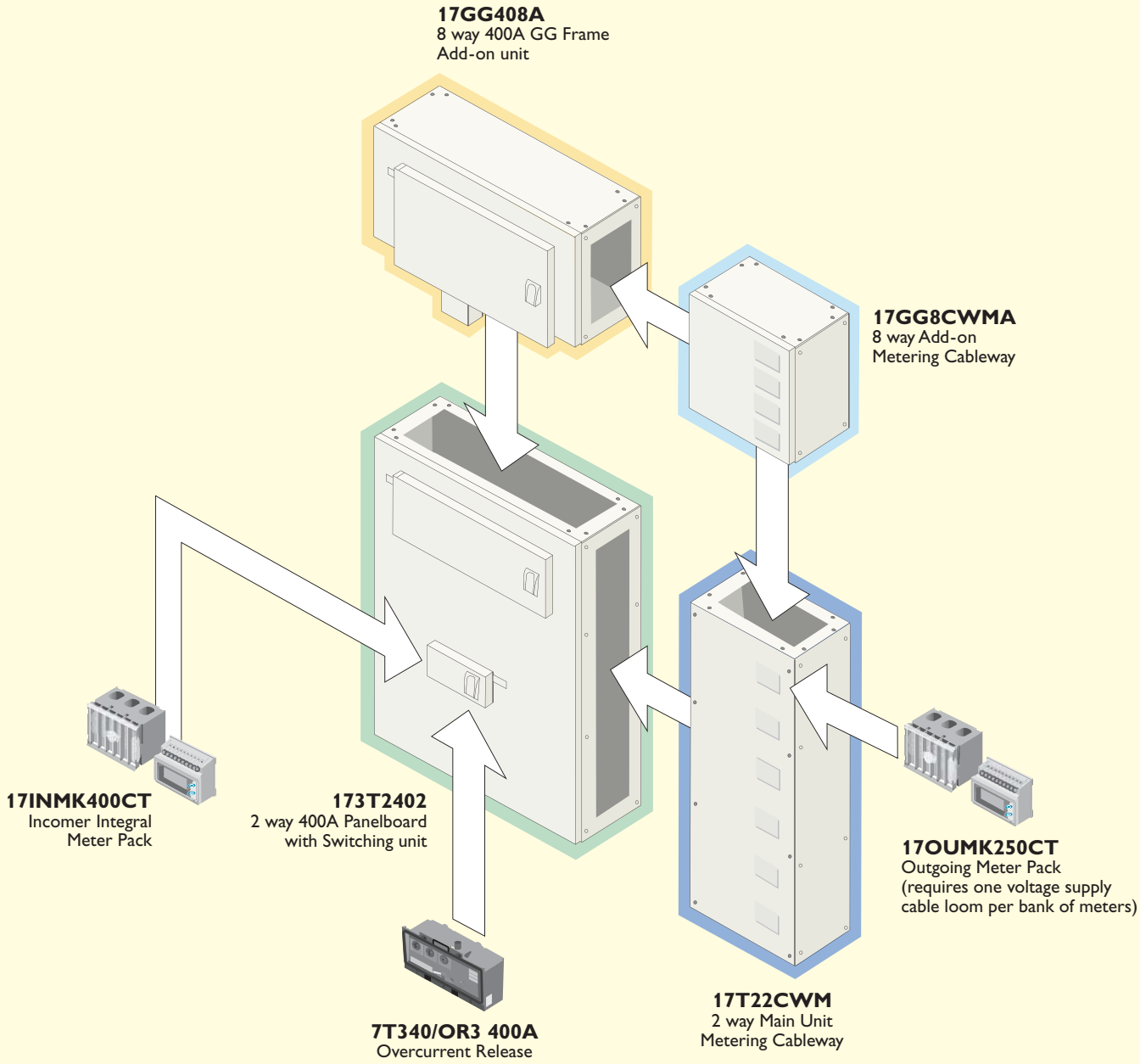

400A 3P with switching unit	400A 4P with switching unit	630A 3P with switching unit	630A 4P with switching unit	Main Unit Standard Cableways	Main Unit Metering Cableways	Add-on units	Add-on Standard Cableways	Add-on Metering Cableways
173T2402	-	-	-	17T22CW	17T22CWM	**T2 frame** 17T2408A **GG frame** 17GG404A 17GG408A 17GG4012A	17T28CWA 17GG4CWA 17GG8CWA 17GG12CWA	17GG12CWMA 17GG4CWMA 17GG8CWMA 17GG12CWMA
173T2404	-	-	-	17T24CW	17T24CWM			
173T2406	-	-	-	17T26CW	17T26CWM			
-	174T2402	-	-	17T22CW	17T22CWM			
-	174T2404	-	-	17T24CW	17T24CWM			
-	174T2406	-	-	17T26CW	17T26CWM			
-	-	173T2632	-	17T22CW	17T22CWM	17T2638A	17T28CWA	17GG12CWMA
-	-	173T2634	-	17T24CW	17T24CWM			
-	-	173T2636	-	17T26CW	17T26CWM			
-	-	-	174T2632	17T22CW	17T22CWM			
-	-	-	174T2634	17T24CW	17T24CWM			
-	-	-	174T2636	17T26CW	17T26CWM			

An appropriate overcurrent release or switch disconnector module must be selected for Powerstar 250 Panelboards
Each bank of outgoing main or add on unit meter packs to must be installed in conjunction with a voltage supply cable loom (17OUMKCL)
Product list numbers and descriptions can be found within the body of the catalogue

Complete power and control across the Range

Crabtree's diverse product range is renowned for it's outstanding quality and excellent value for money.



POLESTAR COMPACT

A range of compact SPN and TPN Boards, full range of accessories and metering options.

FACTORY BUILT ASSEMBLIES

Made to exacting standards, Crabtree design, engineer and build distribution equipment, from custom MCB boards to modular switchboards.

BUSBAR SYSTEMS

BD busbar, providing safe power for industrial applications and to feed the illustrated CD-K lighting busbar.

FUSESTAR

A range of switch disconnectors and fuse switches for most applications.





CAPITAL
A fully design co-ordinated range, offering consistent styling and inherent safety features across a broad range of applications.

ROCKERGRID
The design versatility of a modular switch whilst incorporating Capital styling and safety features.

PART M
A range of wiring accessories which allow the installer to meet the requirements of Part M of the electrical wiring regulations.

METAL CLAD
In tough conditions this sturdily built range, is ideal for use in industry, commerce and the home.

WEATHERSEAL
Water and dust protected to IP56, Weatherseal is ideal for all environments, retaining their IP rating when in use with standard moulded on 13A plug.

WARWICK
PVC modular trunking range which can be mounted at either Dado or Skirting level, available in two different sizes and 5 different profiles.

BRITMAC
Power Track Underfloor System consists of a series of fully enclosed single phase busbar module units.

The comprehensive fast-fit floor box provides a wide choice. Units can be supplied fitted with accessories pre-wired to customer's requirements.

Electrium

ELECTRIUM SALES LIMITED A SIEMENS COMPANY

Commercial Centre, Lakeside Plaza, Walkmill Lane, Bridgtown, Cannock WS11 0XE.
eMail: info@electrium.co.uk Web: www.electrium.co.uk

UK SALES

Telephone: 01543 455010 Facsimile: 01543 455011 eMail: crabtree.sales@electrium.co.uk

TECHNICAL

Telephone: 01543 438310 Facsimile: 01543 438311 eMail: crabtree.technical@electrium.co.uk

EXPORT SALES

Telephone: +44 1543 455049 Facsimile: +44 1543 455048 eMail: export@electrium.co.uk

DUBAI OFFICE

Telephone: +971 4 3660687 Facsimile: +971 4 3660676 eMail: btlv.sales.ae@siemens.com

Although every effort has been made to ensure accuracy in the compilation of the technical detail within this publication, specifications and performance data are constantly changing. Latest details can be obtained from Crabtree.

Publication No. B2065a 12/11
Printed in England.